



Word Cards for use with ON THE GO AWESOME
written by Lisl H. Detlefsen, illustrated by Robert Neubecker
from Knopf/Penguin Random House

For more materials or information, visit www.lislhdbooks.com


Instructions for use: This activity was designed with the help of educators to be compatible with a variety of learning standards and for an easy “grab-and-go” lesson that works well in the physical OR virtual classroom with few extra materials required. This can also easily be used as a substitute lesson, library or art activity, or before or after school program.

This activity—and ON THE GO AWESOME—can be used to introduce students to vehicle words. These cards can be colored and cut up to promote dexterity skills, then matched to connect the vehicle word to the vehicle picture.


Ways to further expand the learning:

- After reading the book, introduce comparative and superlative adjectives. Have students discuss these or make a list. (Fast---Faster---Fastest! Big---Bigger---Biggest!, Cool---Cooler---Coolest!!!, etc.)
- Help students make a list of synonyms for “awesome.”
- For a SEL (Social Emotional Learning) lesson that develops positive self-identity, give students the prompt, “I feel AWESOME when...” to draw a picture or write a list or paragraph.


train




excavator




airplane



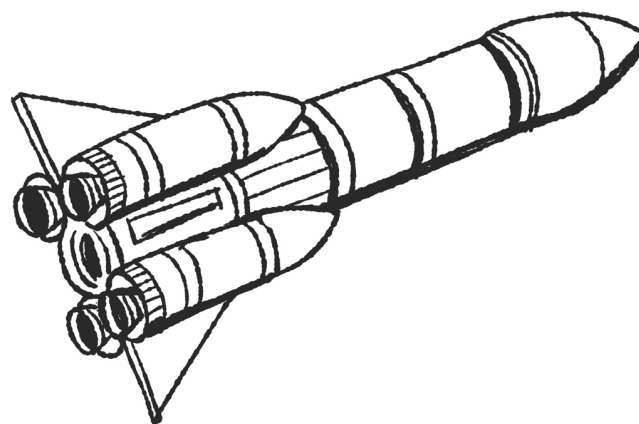
monster truck




boat



rocket



camper



car

